

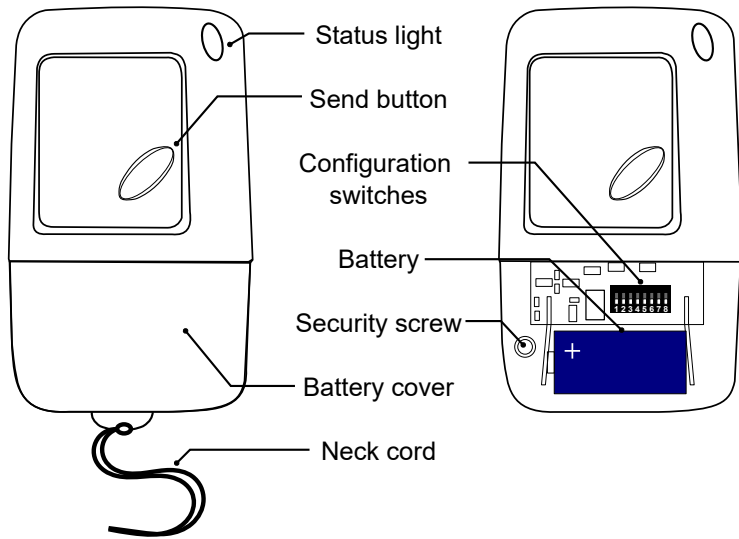
# Quick start guide KF3A-2219-EU

## Emergency person to person keyfob

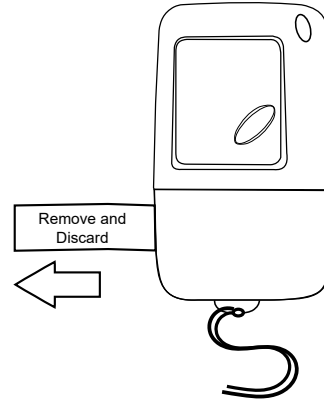


### Standard Activation

Any questions? Call us on 01246 450789



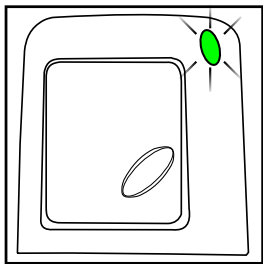
#### 1. A battery is already installed in the Keyfob.



To activate the unit simply remove the paper tab by pulling it gently away from the unit.

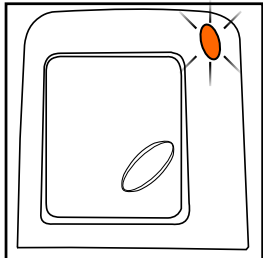
The keyfob is now ready to go and is set to illuminate person to person by default.

#### 2. Sending a signal



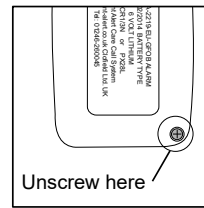
The supplied battery should provide a large number of activations

Press the send button. The status light will shine green and the Pager or SignWave should receive a person to person signal.



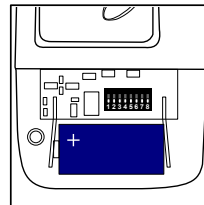
If the light shines orange when the button is pressed the internal battery is low and should be replaced (see step 3).

#### 3. Low battery



When the battery needs replacing remove the screw from the rear of the unit.

Turn the unit over and gently push the battery cover upwards exposing the battery and configuration switches.



Replace with a 6V battery 4LR44 (Alkaline) or 2CR1/3N, PX28L (Lithium) note polarity.

**WARNING!** Your device and its accessories are not toys. They may contain small parts. Keep them out of the reach of small children.

# Advanced settings KF3A-2219-EU

## Emergency person to person keyfob



Any questions? Call us on 01246 450789

### Changing the system channel code

**NOTE.** In most cases it is not necessary to change the system code. However, when one or more systems are in close proximity, system codes can be used to avoid interference from other SA3000 systems using up to a maximum of 16 channels.


The monitor is supplied with no system code switches set (system code 1).

For reference this is the factory setting should you need to re-set the unit.

System codes can be set using key switches 1 - 4.

The diagram to the right shows the 16 possible combinations.

Be sure that the same system code is set on the receiver to be used and any other monitoring options in that system.



### **WARNING! PRODUCT CONTAINS A BATTERY.**

Batteries can explode or leak if heated, disassembled, shorted, recharged, exposed to fire or high temperature or inserted incorrectly. Keep in original package until ready to use. Do not carry batteries loose in your pocket or purse.

**Keep batteries away from children. If swallowed, consult a physician at once.**

### **Lithium battery warning**

Under certain misuse conditions and by abusively opening the battery, exposed lithium can react with water or moisture in the air causing potential thermal burns or fire.