

# Quick start guide UM3A-2212-EU MK XI

## Universal monitor mobile phone detection



Any questions? Call us on free phone 0800 387 397

Using the Silent Alert Universal Monitor to pick up the sound of a mobile phone ringtone

1. Download the MP3 ringtone from the Downloads Section of the Silent Alert part of our website at [www.silent-alert.co.uk](http://www.silent-alert.co.uk) onto your mobile phone.

Ensure this ringtone is set as the default tone for both incoming calls as well as incoming text messages.

Set the ringtone volume to high.

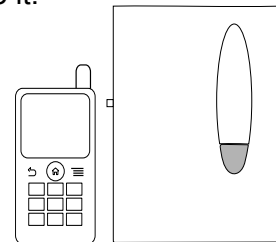
2. Move code switches numbered 5, 7, 8 and 16 on the Universal Monitor to the ON position (moved to the left away from the numbers engraved on the back of the monitor).



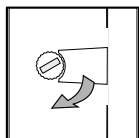
3. Install a 9 volt alkaline battery to the Universal Monitor. The lights within the rubber test key will flash green then amber a number of times, pause for a second, then flash green a number of times. The number of green flashes represent the voltage in the battery. A new battery should cause the light to flash green 9 times (9 flashes = 9 volts). Alkaline batteries have a shelf life of 5 years from manufacture regardless of whether the battery is used or not.

\* It is important to ensure that the expiry date is five years from the date of use

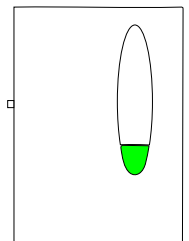
4. Place the Universal Monitor on a flat surface and place the mobile phone next to it.



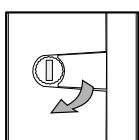
5. Adjust the sensitivity control clockwise by 1/8 of a turn.



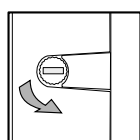
6. Call the mobile phone. When the Universal Monitor detects the ringtone the rubber test key will illuminate green momentarily and a radio signal will be sent to either the Pager or SignWave to indicate that the phone is ringing. Please note it will take a couple of seconds for the green light to come on after the phone rings. This is normal.



7. If the Universal Monitor does not respond to the ringtone it may be necessary to slightly increase the sensitivity by turning the sensitivity control slightly clockwise.



More sensitive



Less sensitive

8. It is important to set the Universal Monitor up so as it triggers on the lowest possible sensitivity level.